

2025/2026

2nd Grade Class Supplies

Students are to have **all** the supplies on the **first** day of school.

Teachers will assist students in organizing their supplies.

DESCRIPTION:	QUANTITY:	AVAILABLE AT:
Backpack (student book bag- NO wheeled book bags allowed)	1	Store of choice
ICCS Folder	2	ICCS Bookstore
Primary Composition notebooks	12	Store of choice
Orange folder with 2 pockets (no clips) Green folder with 2 pockets (no clips) Black folder with 2 pockets (no clips)	1 of each	Store of choice
Small zipper pencil pouch (NO boxes) containing pencils, red pens, crayon box (24 count), big erasers, 2 highlighters, large glue sticks, small scissors, and 2 black dry erase markers.	*****	Store of choice
Tracing paper	1 pack	Store of choice

**Workbooks must be covered in clear contact paper, labeled with student name.
(NO liquid paper, NO spiral notebooks, and NO trapper keepers)**

SUMMER REQUIRED READING:

Students must read the book listed below and complete one activity from the choice board. Please turn in the activity the 1st week of school.

- **Henry and Mudge: The First Book of Their Adventures** by Cynthia Rylant

2nd Grade Summer Reading

Henry and Mudge: The First Book by Cynthia Rylant

Please choose one activity from the Choice Board.

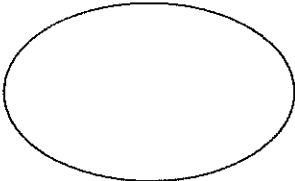
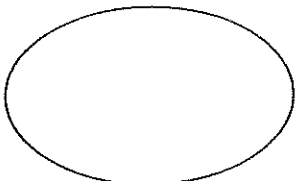
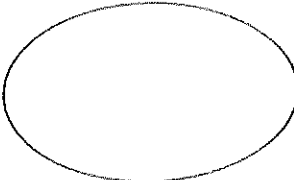
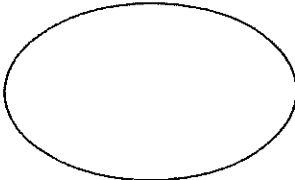

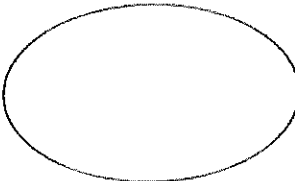
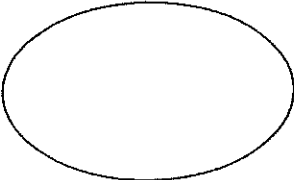
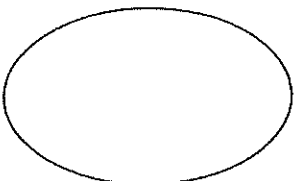
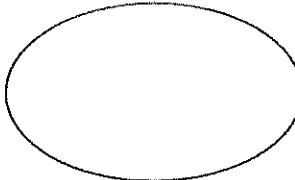
The related activities can be found on the ICS website. Please print it out and have your child complete it over the summer. The completed work must be submitted to the teacher during the first week of school.

Character Map & Writing Activity (Mudge) Complete the worksheet found on the ICS website.	Sequencing Complete the Sequencing Worksheet by putting the story events in the correct order.
Henry and Mudge Vocabulary Words Complete the cut & paste vocabulary worksheet.	Retelling Booklet- Henry & Mudge

Name _____ Date _____


**Henry and Mudge:
The First Book**
by Cynthia Rylant
Character Map and Writing Activity

Use the character map below to write words that describe Mudge. When you have completed the character map, write about Mudge. Please write neatly.

Name: _____

Sequencing



Directions: Cut, put sentences in sequential order, then glue.

1.
2.
3.
4.
5.
6.

He finds Mudge.

Henry asks for a brother.

Henry searches for a dog.

Mudge grows very large.


Henry asks for a dog.

Henry asks to move to a different street.

Name: _____

Henry and Mudge

Vocabulary Words



Directions: Cut and paste the words to the correct definition.

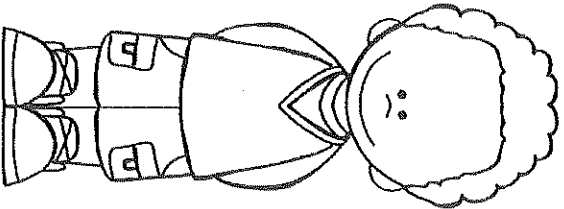
1.		had a certain heaviness
2.		having a twisted, ring, or spiral shape
3.		let saliva drip from the mouth
4.		was in a upright position on one's feet
5.		hanging or moving in a loose, droopy way
6.		a number of things arranged in a line
7.		a band that an animal wears around its neck
8.		not curling, curving, or bending

curly	row	collar
floppy	weighed	drooled
stood	straight	


Retelling Booklet – Henry and Mudge
Directions: Fill out the characters and setting page. Start at the beginning of the story. Retell what happened at the beginning, 3 details in the middle, and then the end. Write at least 2 sentences on each page. Illustrate each page. You can run extra of the then and after that pages.

— — —
Henry and Mudge

Retold



Friendship



By: _____

Characters

Setting

When:

Where:

—

—

—

First,

Next,

After that,

— — —

Then,

Finally,